

INITIATIVES IN INDONESIA ON REDUCING MARINE DEBRIS

Sapta Putra, Ph.D
Deputy Director for Coastal Restoration



Directorate of Coastal and Small Islands Management
Directorate General of Marine Spatial Management

LEAKAGE PLASTIC FROM LANDBASED TO OCEANS ENVIRONMENT IN INDONESIA

150 Millions
popullation

38 Millions
ton/year increase
of garbage

80 %
Leakage of
plastic waste
comes from land

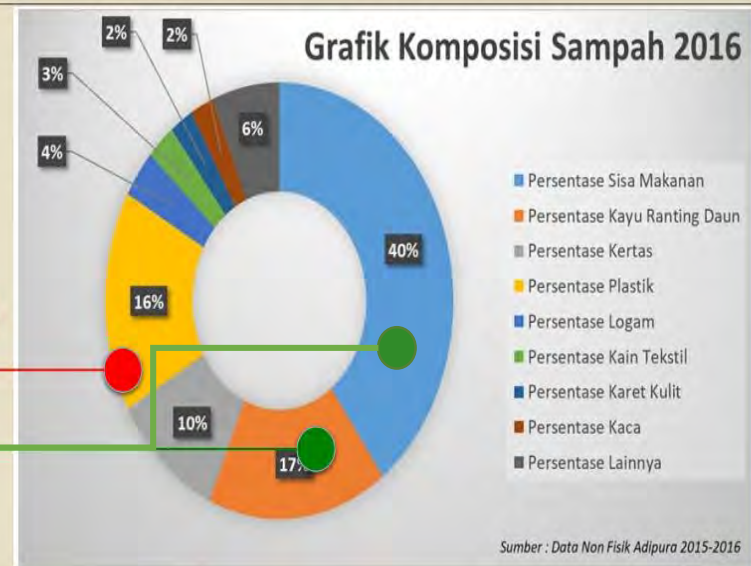
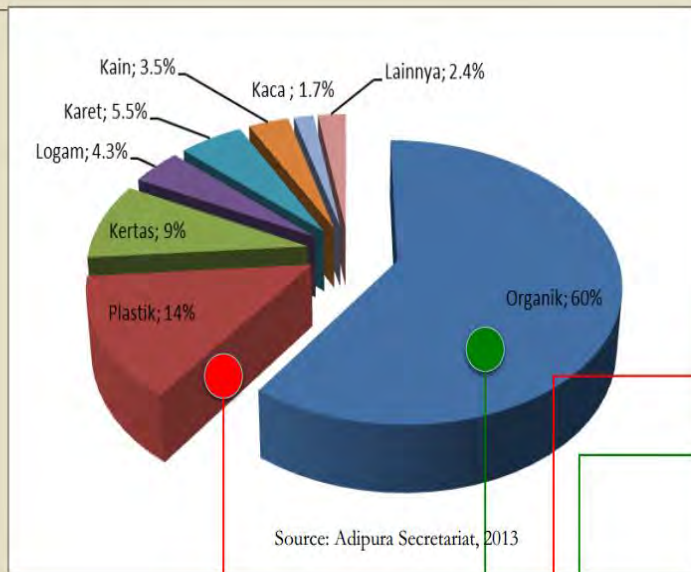
17 Ton Millions/year
waste is not organized.

45% waste is throw away to
drains, park and burned.

1,29 Millions
ton matrix/year leakage of
plastic waste to oceans.

**30% Leakage of
waste is plastic**

NATIONAL WASTE COMPOSITION



Perubahan komposisi:

- Sampah organik: 60% (2013) → 57% (2016)
- Sampah plastik : 14% (2013) → 16% (2016)

Percentage increase in the amount of plastic waste.



SCIENTIFIC REPORTS ANTHROPOGENIC DEBRIS IN FISH AND MARINE BIODIVERSITY



Fossil Coelacanth, Sulawesi Utara



The living fossil “**coelacanth**”: captured by fisherman, found consuming marine plastic debris, captured in Manado Bay, North Sulawesi (Newspaper, Tribun Manado, may 24th, 2012)



Mahi-Mahi Fish Stomach Contents, Costa Rica, December 2017

SCIENTIFIC REPORTS

OPEN Anthropogenic debris in seafood: Plastic debris and fibers from textiles in fish and bivalves sold for human consumption

Received 10 April 2017
Accepted 20 August 2017
Published 24 September 2017

Chelsea M. Rochman¹, Akbar Tahiri¹, Susan L. Williams¹, Dolores V. Baxa², Rissalyn Lam¹, Jeffrey T. Miller¹, Foo-Ching Teh¹, Shinta Wicorlana³ & Siree J. Teh¹



Plastic size 0.2mm found in Ikan Teri/Anchovy fish (LIPI, 2017)

JOINT STUDY HASSANUDIN UNIVERSITY AND UC DAVIS 24 December 2015

PAOTERE FISH MARKET: Makassar

76 fish of 11 species.
28% of fish eat plastic with debris size 0.1 – 1.6 mm

HALFMOON BAY FISH MARKET: California

64 fish of 12 species and 12 shellfish.
67% of fish and 25% of shellfish eat plastic with debris size 0.3 – 5.9 mm

GoI COMMITMENT



*President Joko Widodo,
at the Leaders Retreat,
G20 Summit,
Hamburg-Germany,
Friday July 7th, 2017*

Indonesia is to reduce land wastes 30% and to manage through **reduces-reuse-recycle** up to **70% until 2025.**

FOLLOW UP FROM GOVERNMENT OF INDONESIA



Presidential Regulation No. 83/2018 on National Plan of Action (PoA) on Marine Waste Management 2018 - 2025



Presidential Decree No. 97 of 2017 on National Policy and Strategy of Household Waste Management and Similar Household Garbage



Increased the Solid Waste Management Infrastructure through Plastic Tar-Road, Increased TPS 3R, etc.



Budget, Incentive, and Tax



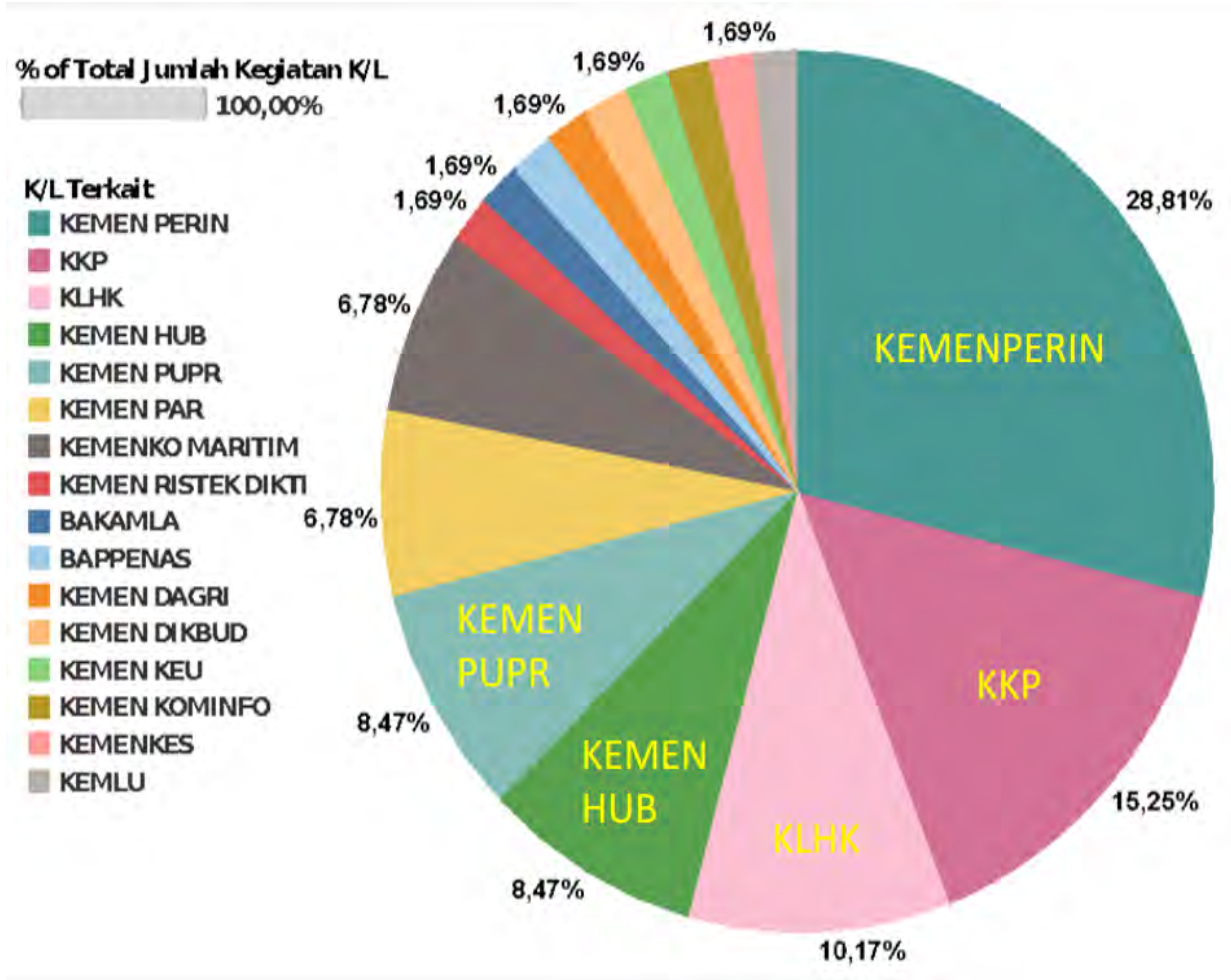
Campaigns, Socialization and Public Awareness Improvement Marine Waste Management

← SYNERGY AMONG MINISTRIES →

PRESIDENTIAL DECREE NO. 83/2018 REGARDING MARINE WASTE MANAGEMENT



- 5 Main Strategic in NPOA
- There are 59 activities involved by 16 Ministries/Institutions



PRESIDENTIAL DECREE NO. 83/2018 REGARDING MARINE WASTE MANAGEMENT

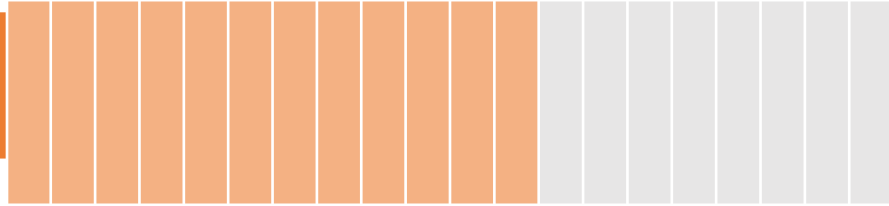


ACTIVITIES


MAIN STRATEGIC

1 2 3 4 5 6 7 8 9 10 11 12 13 14 15 16 17 18 19 20


1 **BEHAVIORAL CHANGE**




2 **REDUCED LAND-BASED LEAKAGE**




3 **REDUCED SEA-BASED LEAKAGE**



4 **ENHANCED LAW ENFORCEMENT AND FINANCIAL SUPPORT**



5 **RESEARCH AND DEVELOPMENT**



RETHINK

perubahan *mindset* masyarakat bahwa laut bukan "keranjang sampah"

REFUSE

gerakan penghentian dan pencegahan penggunaan produk-produk sekali-pakai

REDUCE

membatasi jumlah penggunaan produk-produk sekali-pakai

REUSE

gunakan ulang

RECYCLE

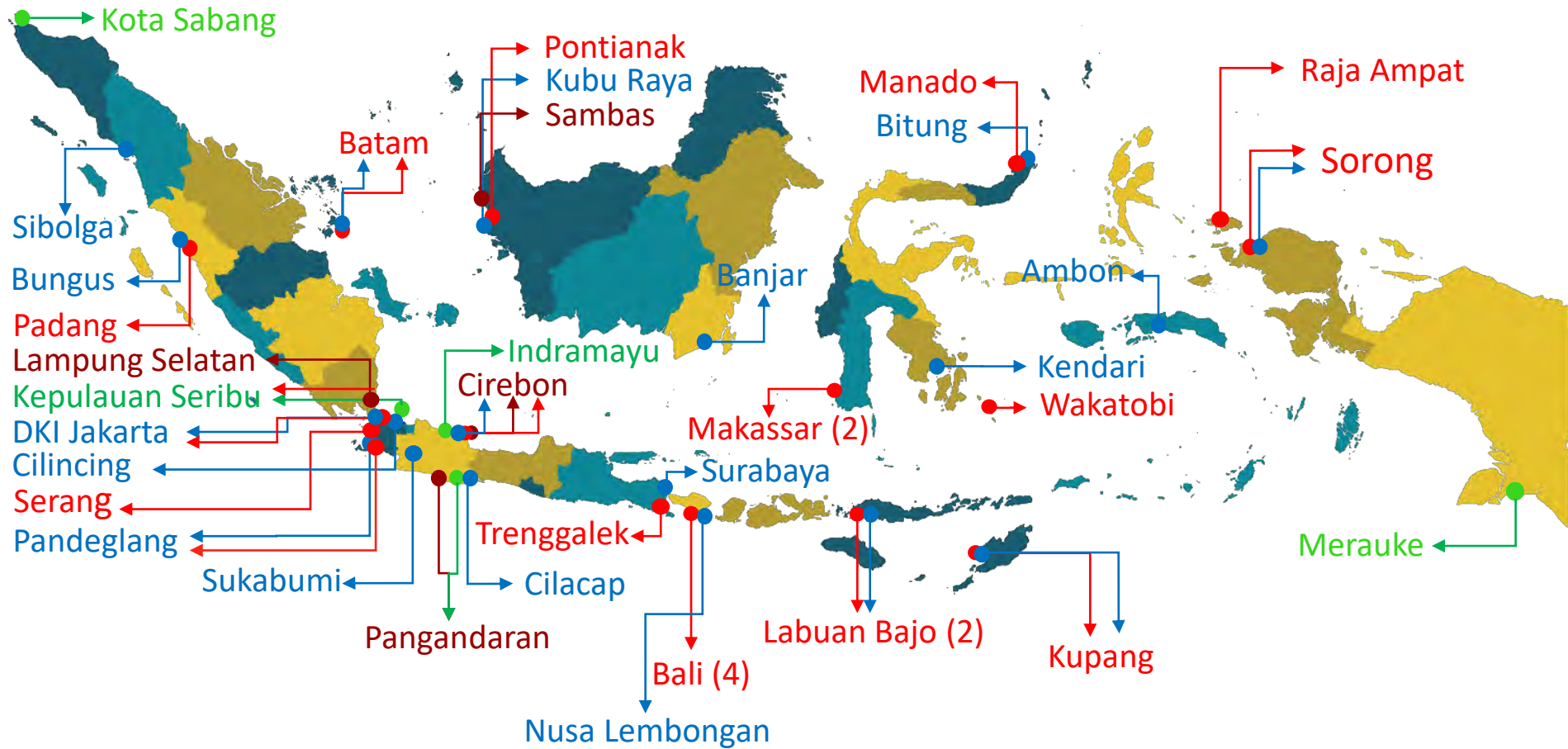
mendaur ulang materi sampah yang dapat masuk ke laut menjadi produk yang bernilai ekonomis atau menjadi energi.

LOVE OUR OCEANS (GITA LAUT) - MMAF



- 1 Beach and Underwater Clean Up (Gerakan Bersih Pantai dan Laut) Re-think, Refuse
- 2 Indonesian Coastal Education (Sekolah Pantai Indonesia) Reuse
- 3 Boy scout Coastal Jamboree - Reduce
- 4 Procurement of Waste Processing Machinery (Plastic Crusher, Press and Composting) Recycle
- 5 Active in National and International Cooperation

GITA LAUT 2017-2019



- Beach and Underwater Cleanup (22 locations)
- Indonesian Coastal Education (5 locations)
- Boy scout Coastal Jamboree (4 locations)
- Procurement of Waste Processing Machinery
Crusher (11 locations), Pressed (3 locations),
Composter (6 locations)

GITA LAUT 2017-2019



BOY SCOUT COASTAL JAMBOREE (4 LOCATIONS)



BEACH AND UNDERWATER CLEANUP (22 LOCATIONS)



INDONESIAN COASTAL EDUCATION (5 LOCATIONS)



PROCUREMENT OF WASTE PROCESSING MACHINERY (20 LOCATIONS)



GITA LAUT 2017-2019



UNDERWATER CLEANUP KEPULAUAN SERIBU 24 – 25 APRIL 2019

TOTAL WEIGHT OF MARINE DEBRIS TROUGH BEACH CLEANUP 2017 – 2019



NO	LOKASI	PELAKSANAAN KEGIATAN	JUMLAH SAMPAH TERKUMPUL (KG)
1	Labuan Bajo, Kab. Manggarai Barat	29 September 2017	19.000,00
2	Kota Batam, Kepulauan Riau	21 Oktober 2017	555,50
3	Kota Cirebon, Jawa Barat	28 Oktober 2017	4.000,00
4	Kab. Wakatobi, Sulawesi Tenggara	10 November 2017	3.500,00
5	Tanjung Benoa, Badung, Bali	25 November 2017	600,00
6	Pantai Merthasari, Denpasar, Bali	26 November 2017	1.122,00
TOTAL JUMLAH SAMPAH TERKUMPUL 2017			28.777,50
NO	LOKASI	PELAKSANAAN KEGIATAN	JUMLAH SAMPAH TERKUMPUL (KG)
1	Pantai Aeng Batu-Batu, Makassar	6 Februari 2018	163,60
2	PPS Nizam Zachman, Jakarta	23 Maret 2018	693,50
3	CFD Jakarta (Launching Pandu Laut Nusantara)	15 Juli 2018	-
4	GBPL lebih dari 73 Lokasi di Indonesia	19 Agustus 2018	360.000,00
5	Pantai Padang Galak, Bali	15 September 2018	841,53
6	Labuan Bajo, Kab. Manggarai Barat	3 Oktober 2018	1.007,54
7	Pantai Kuta, Bali	28 Oktober 2018	366,80
8	Raja Ampat, Papua Barat	6 Desember 2018	1.418,95
9	Manado, Sulawesi Utara	12 Desember 2018	2.058,00
TOTAL JUMLAH SAMPAH TERKUMPUL 2018			366.549,92
NO	LOKASI	PELAKSANAAN KEGIATAN	JUMLAH SAMPAH TERKUMPUL (KG)
1	Pantai Prigi, Kab. Trenggalek	5 Februari 2019	616,00
2	Pantai Cerri, Pandeglang	28 Februari 2019	668,00
3	Lampung Selatan	15 Maret 2019	404,20
4	Kepulauan Seribu	24-25 April 2019	69,22
TOTAL JUMLAH SAMPAH TERKUMPUL 2019			1.353,22
JUMLAH TOTAL SAMPAH TERKUMPUL PADA GBPL 2017 - 2019			396.680,64

NO	KEGIATAN	LOKASI		PELAKSANAAN
1	Beach and Underwater Clean Up	3 locations	Prigi – Jawa Timur	5 Februari 2019
			Pandeglang - Banten	28 Februari 2019
			Mertasari, Bali	10 Mei 2019
			Kepulauan Seribu	24-25 April 2019
2	Boy scout Coastal Jamboree (4 locations)	1 locations	Lampung Selatan	13 – 15 Maret 2019
3	Capacity Building for Circular Economy of Plastic Waste	3 locations	Sukabumi	10-12 April 2019
			Muara Baru	
			Cilincing	
4	Indonesian Coastal Education	8 locations	Raja Ampat	
			Aceh Barat Daya	
			Bone	
			Pesisir Selatan	
			Bintan	
			Lembata	
			Belitung Timur	
Surabaya				

Thank You



Sub Directorate of Coastal Restoration
Directorate General of Marine Spatial Management
Gedung Mina Bahari III – Lt. 8
Jl. Medan Merdeka Timur Nomor 16 Jakarta Pusat